



Intermarine's E-Class Vessels

Industrial Eagle, Industrial Egret, Industrial Edge, Industrial Echo

Year of Build:	2008 (Eagle) - 2009 (Egret, Edge) - 2010 (Echo)		
Flag:	Antigua		
Type:	Heavy-Lift, Box-Hold, Multipurpose Dry cargo ship		
Class:	Germanischer Lloyd GL + 100 A5 "E" G – equipped for carriage of containers – Strengthened for heavy cargo - SOLAS II-2. Reg. 19 + MC AUT "E"		
Service Speed:	16.5 Knots		
LOA:	139.00 M		
Beam:	20.00 M		
Draught:	7.70 M		
DWAT:	10,000 MT		
GRT/NRT:	8,445 / 3,859		
Holds / Hatches:	2		
Grain/Bale capacity:	About 15,482.62 CBM		
Free height in holds:	12.05 M		
Hold ventilation:	6 renewals per hour basis empty hold		
Adjustable Tweendecks:	Yes – 3 positions in Hold #2		
Longest hold/hatch:	Hold 2 has a 74.719 x 16.306 m hatch		
Cargo Gear:	Two electro-hydraulic cranes with the following capacities: Crane one: Aft – TTS crane with capacity of 250 tons/14m - 60 tons/30m Crane two: Forward - TTS crane with capacity of 250 tons/14m - 60 tons/30m Heavy load lifting capacity 500 tons / 7.5m from ship side		
Hatch Covers:	Hatch One:	13.195 x 10.976 / 16.306	2 panels
	Hatch Two:	74.719M x 16.306M	7 panels
Container Intake:	Number of 20' containers (8.5' in height)	In Hold:	274
		On Deck:	354
		Total:	628
Reefer:	The vessel has 80 reefer plugs of 12kw capacity.		

All details about and without guarantee.

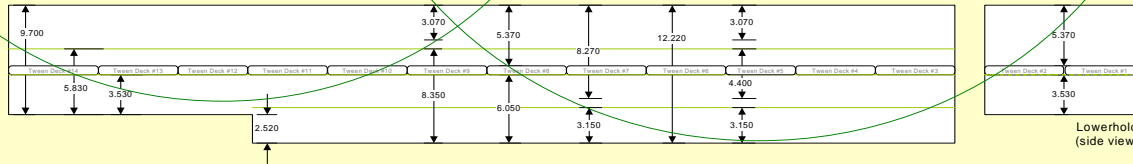
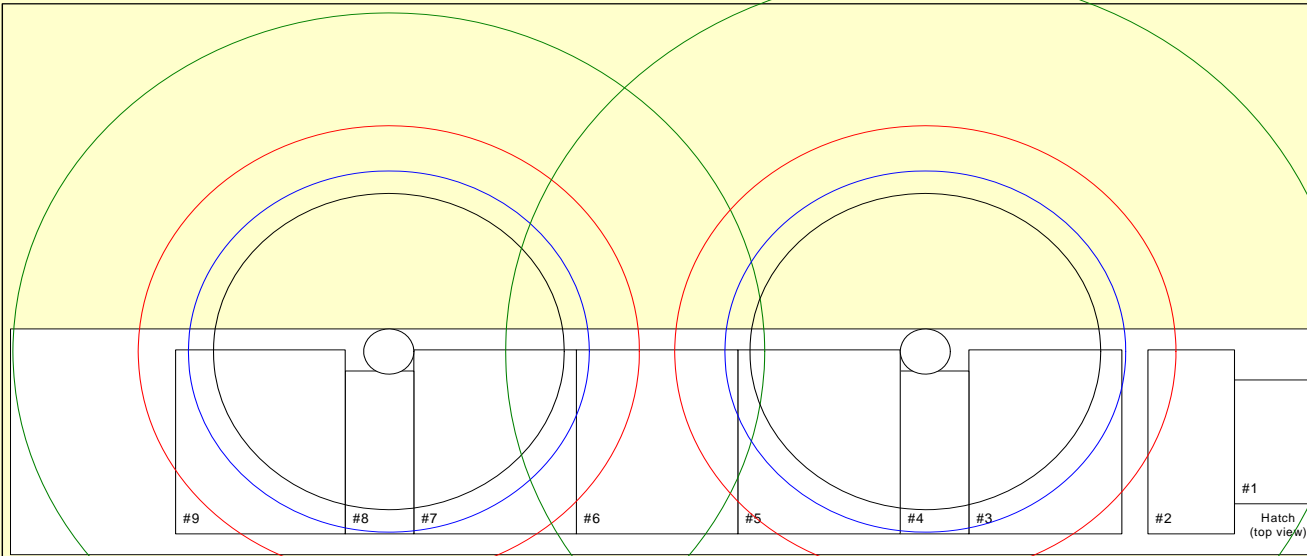
Eagle Class Vessels

INDUSTRIAL E-CLASS

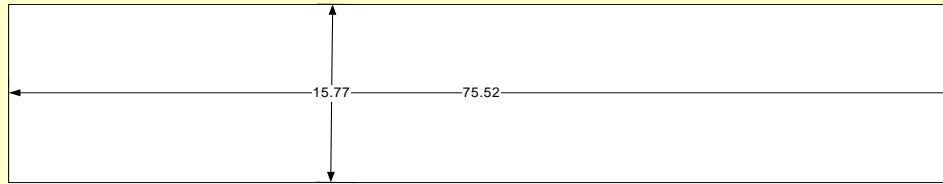
Particulars:
 LOA : 139.0 mts
 Breadth : 20.00 mts
 Draft : 7.70 mts
 DWT : 10,000 MT
 Bale : 15,492.62 m³
 CR : 2x250MT
 Deck : 354 TEU
 Under deck : 282 TEU

~ Square Meters:
 HC - 1083 m²
 TD - 1361 m²
 TT - 1293 m²


Uniform Deck Strength:
 TT - 15 MT/m²
 TD - 3.5 MT/m²
 HC - 3.0 MT/m²




#1 T/D = 993 m³
170 m²




#2 T/D = 6965 m³
1191 m²



#1 L/H = 339 m³
102 m²

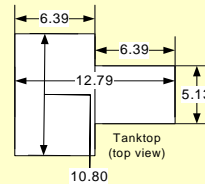
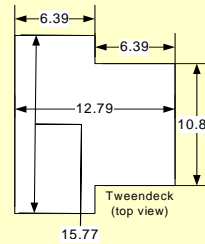
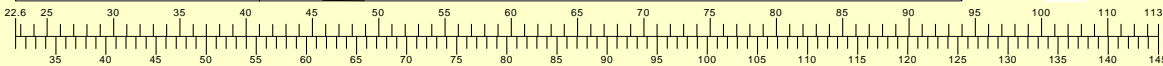


#2 L/H = 6192 m³
1191 m²



Meters fwd of AP: 1000mm

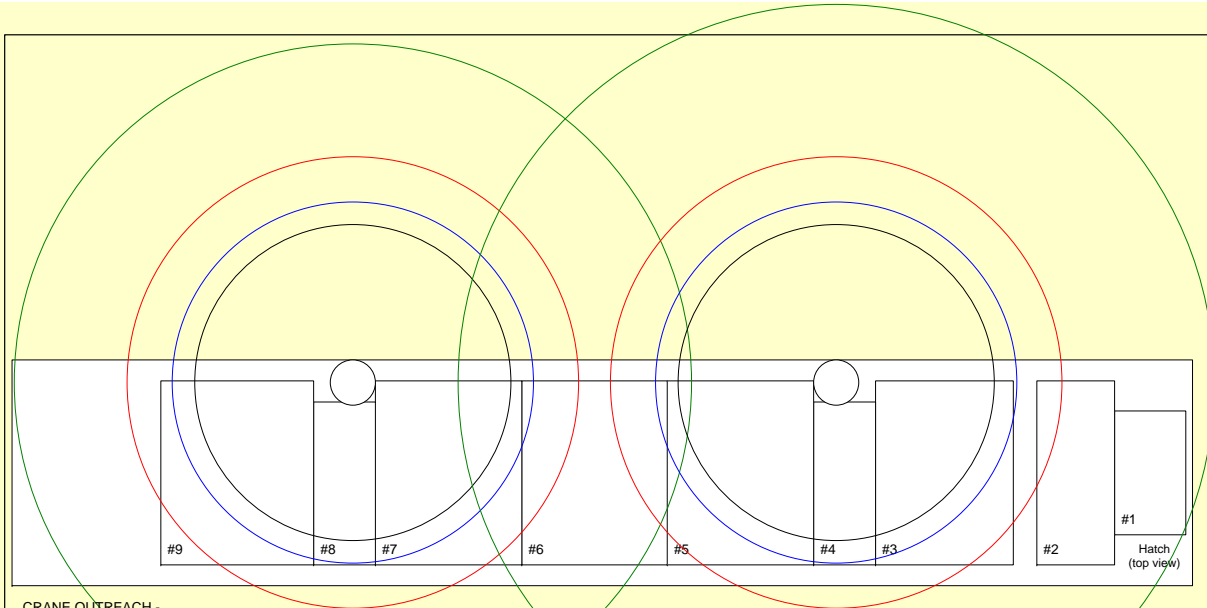
Frame Spacing: 800mm



Client:		Project:	
REV	DWG NO	DATE	REV
0	8-408 e-class - Blank show - legal_vsd	2-4-2008	1 OF 1
BY:	SCALE	DATE	REV
CK:	1 : 430	2-4-2008	1 OF 1



As agents for and on behalf of
 Intermarine Carriers, LLC



INDUSTRIAL E-CLASS

Particulars:
 LOA : 139.0 mts
 Breadth : 20.00 mts
 Draft : 7.70 mts
 DWT : 10,000 MT
 Bale : 15,482.62 m³
 CR : 2x250MT
 Deck : 354 TEU
 UD : 282 TEU

~ Square Meters:
 HC - 1083 m²
 TD - 1361 m²
 TT - 1293 m²

Uniform Deck Strength:
 TT - 15 MT/m²
 TD - 3.5 MT/m²
 HC - 3.0 MT/m²

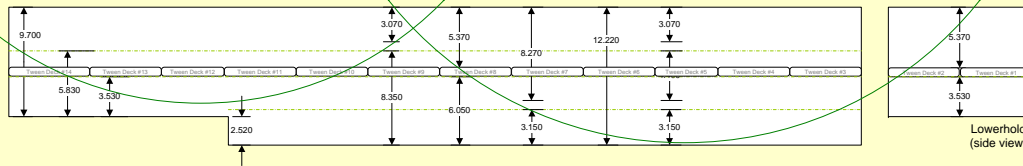
CRANE OUTREACH -

CRANE NO.1

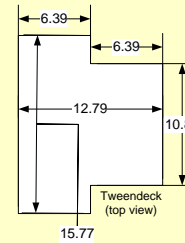
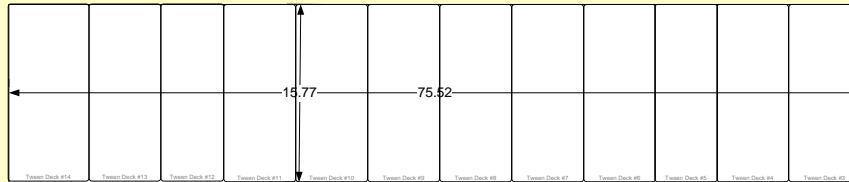
60T / 33.5M
 185T / 20.0M
 200T / 16.0M
 250T / 14.0M

CRANE NO.2

60T / 30.0M
 185T / 20.0M
 200T / 16.0M
 250T / 14.0M

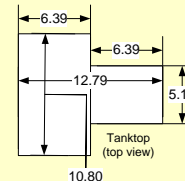



#1 T/D= 912 m³
170 m²



#2 T/D= 6395 m³
1191 m²

#1 L/H = 360 m³
102 m²



#2 L/H = 6432 m³
1191 m²

