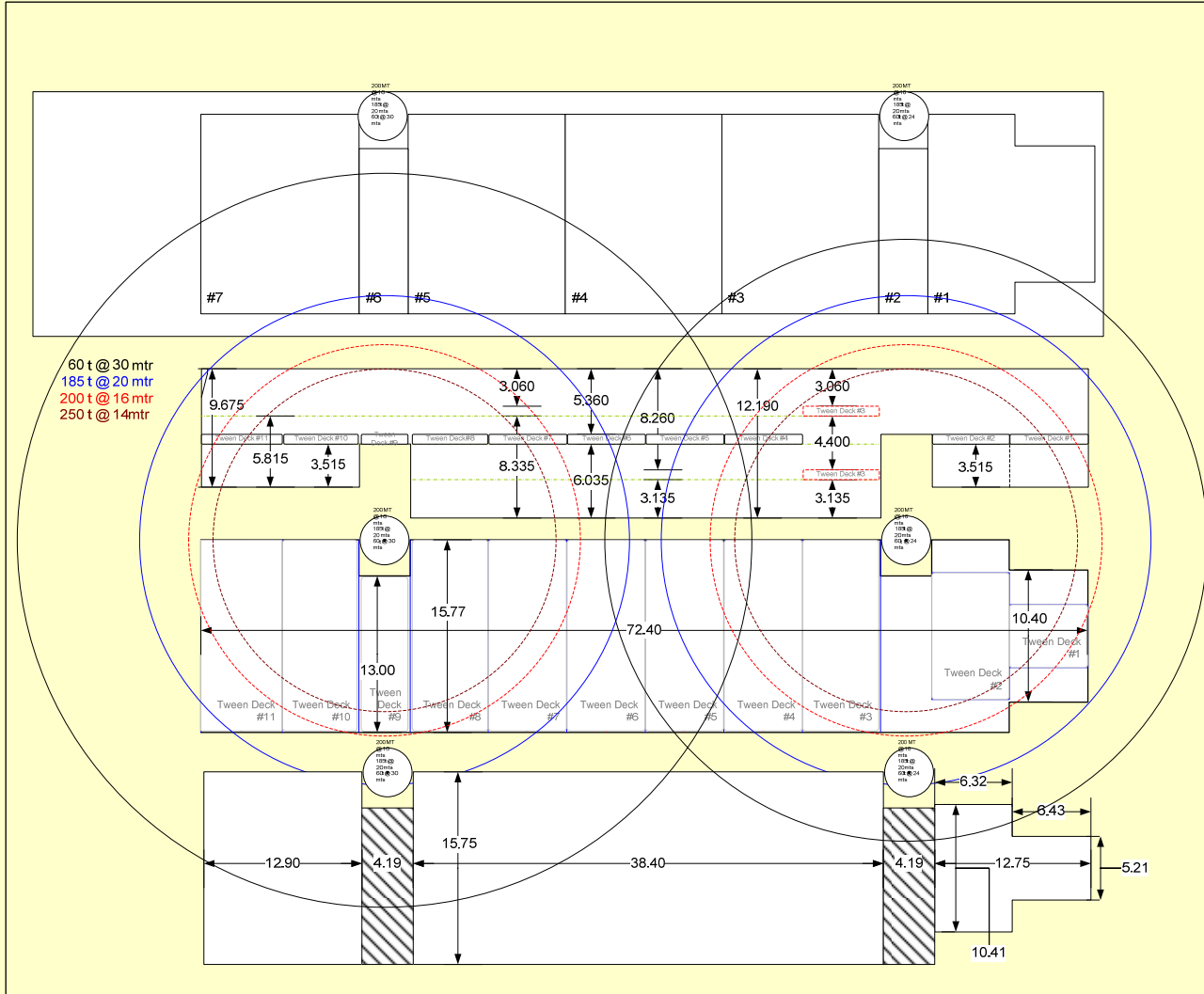




Intermarine's Diamond Class Vessels

Industrial Diamond, Industrial Destiny, Industrial Dawn,
Industrial Dream, Industrial Dolphin, Industrial Dart

Year of Build:	2006 (Diamond, Destiny) 2007 (Dawn, Dream, Dolphin) 2008 (Dart)		
Flag:	Antigua		
Type:	Heavy-Lift, Box-Hold, Multipurpose Vessel		
Class:	Germanischer Lloyd GL + 100 A5 "E" G – equipped for carriage of containers – SOLAS II-2. Reg. 54 + MC AUT "E"		
Service Speed:	16.5 Knots		
LOA:	119.80 M		
Beam:	20.00 M		
Draught:	7.715 M		
DWAT:	8,000 MT		
GRT/NRT:	7252 / 2754		
Holds / Hatches:	3 Holds/3 Hatches		
Grain/Bale capacity:	About 395,000 cuft		
Free height in holds:	12.00 M		
Hold ventilation:	6 renewals per hour basis empty hold		
Adjustable Tweendecks:	Yes – 3 positions		
Longest hold/hatch:	Tweendeck pontoons can be configured to provide one long unobstructed cargo hold with one weather deck hatch opening of about 71M x 15.8M.		
Cargo Gear:	Two electro-hydraulic cranes with the following capacities: Crane one: Heavy Lift 250 MT (between No. 1 + 2 Hold at Portside) Crane two: Heavy Lift 250 MT (between No. 2 + 3 Hold at Portside) Cranes Combinable for 500MT SWL		
Hatch Covers:	Hatch One:	16.85M x 10.6M / 15.8M:	2 panels
	Hatch Two:	42.42M x 15.8M:	4 panels
	Hatch Three:	12.47M x 15.8M:	1 panel
Container Intake:	Number of 20' containers (8.5' in height)	In Hold:	204
		On Deck:	302
		Total:	506
Reefer:	The vessel has 80 reefer plugs of 12kw capacity. All details about and without guarantee.		

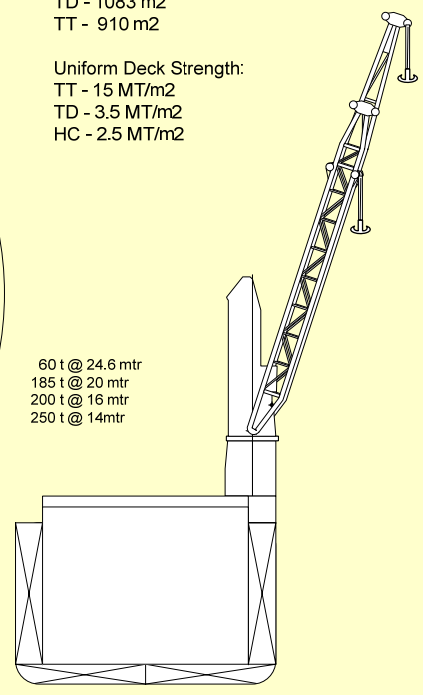


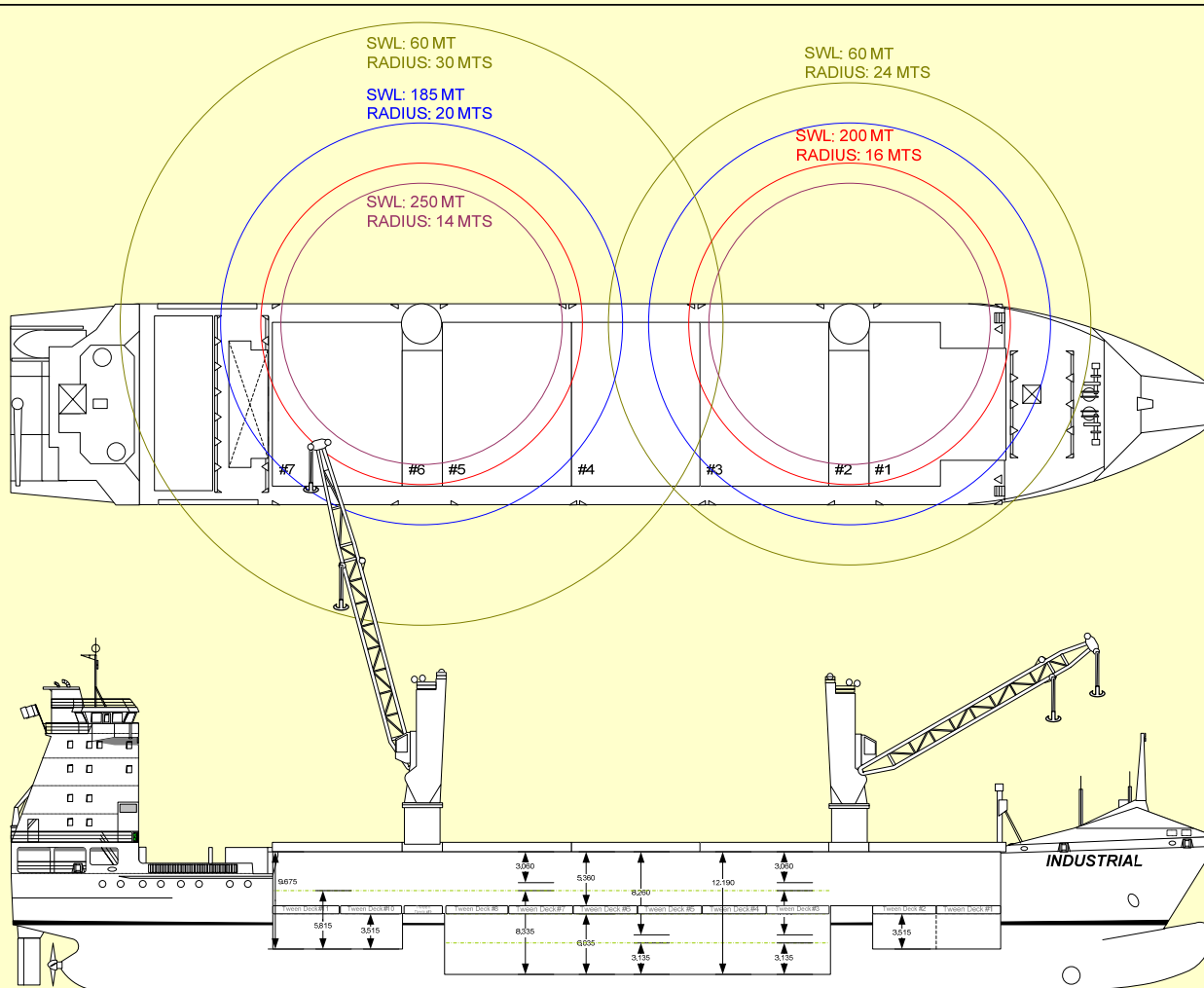
60 t @ 30 mtr
 185 t @ 20 mtr
 200 t @ 16 mtr
 250 t @ 14 mtr

DIAMOND CLASS

Particulars:
 LOA : 119.8 mts
 Breadth : 20.00 mts
 Draft : 7.7 mts
 DWT : 8034 MT
 Bale : 11,597.52 m3
 CR : :2x250MT
 ~ Square meters:
 HC - 1083 m2
 TD - 1083 m2
 TT - 910 m2

Uniform Deck Strength:
 TT - 15 MT/m2
 TD - 3.5 MT/m2
 HC - 2.5 MT/m2





Diamond Class Vessels

Particulars:

LOA : 119.8 mts
 Breadth: 20.00 mts
 Draft : 7.7 mts
 DWT : 8034 MT
 Bale : 11,597.52 m³
 CR : 2x250MT
 Deck : 302 TEU
 Under deck: 214 TEU

Uniform Deck Strength:

TT - 15 MT/m²
 TD - 3.5 MT/m²
 HC - 2.5 MT/m²